

# + *Collections*


## + Fluid Wood

Nami Series 2

Double Curve Series 23

## Fluid Wood

The Fluid Wood Collection was born with the idea of working with wood in a *free* and *organic* way. Making it **light**, **flexible** and **beautiful**. All pieces are part of an exclusive collection and are entirely handmade. Furniture wood sculptures.



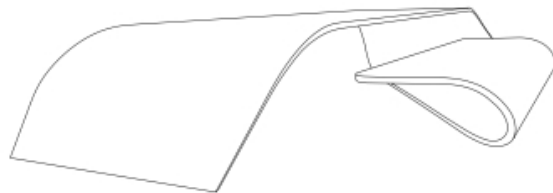
# Fluid Wood

## Nami Series

Inspired by the natural curvature of wood shavings, the designer created a series of sculptural tables, all bent three-dimensionally in one continuous loop. 10 single layers of wood of 8 m length each are bent three-dimensionally.

An organic and continuous FLOW OF WOOD that evokes the essential ELEGANCE and the natural form of the wood shavings. A GEOMETRIC GAME that recreates a NATURAL SHAPE and that develops itself in three different concepts of ORGANIC TABLES.

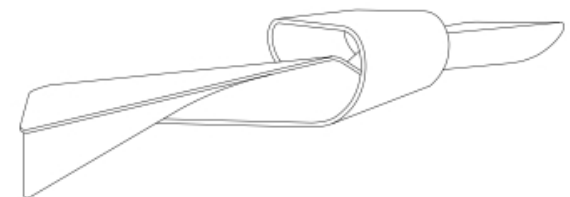
Three unique pieces, each one designed in relation to a specific use. Three different shapes that suggest the purpose.



Mizu 水



Kawa 川



Umi うみ

# Nami Series

## SERIES

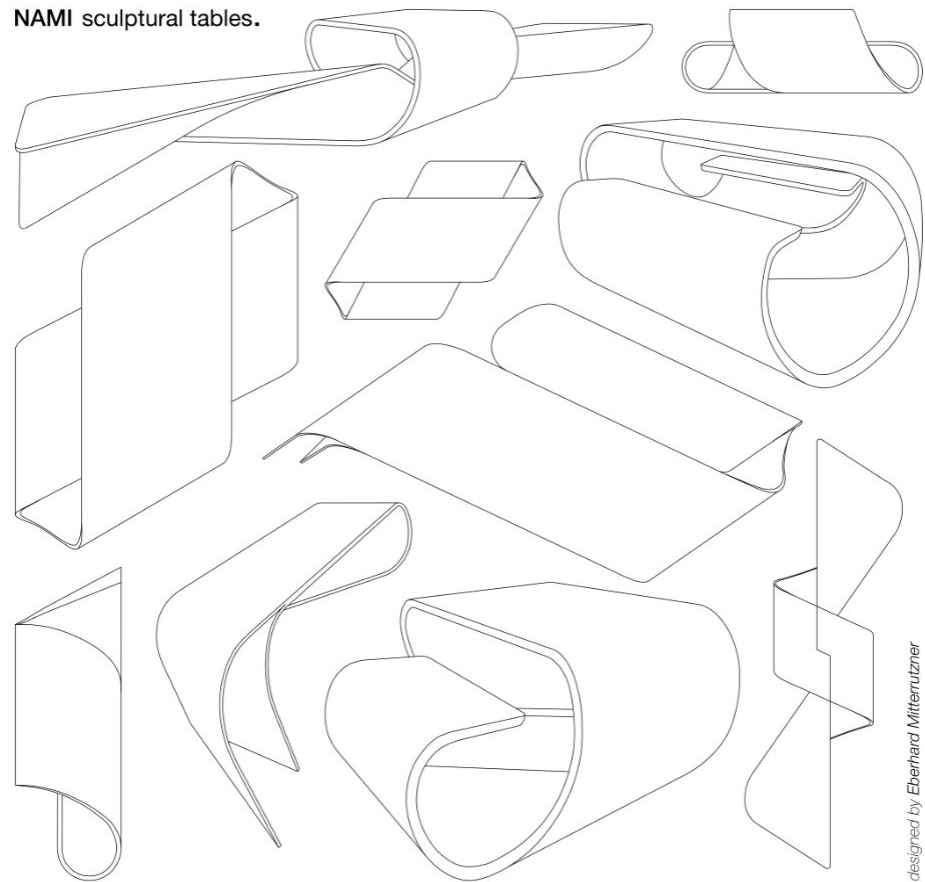
Conceived as **Made in Italy** products and as large scale **wood sculptures**.

Realized using a **bending wood technique** that allows the wood surface to flow like a wave, from the bench seat to the table top.

Nature played a main role in the design process, since we can find there many forms of soft and continuous curvatures - like in the ocean waves. The design sculptures are **suitable for exclusive office space**, apartment lofts, hotel receptions, bank lobbies and other locations in need of refined character and distinction.

NAMI offer a supreme tactile and visual experience, adding value to every space; showcasing our appreciation for **precision in craftsmanship** and ambition for cutting-edge solutions.

NAMI sculptural tables.



designed by Eberhard Mitternitzer



REIF  
ER

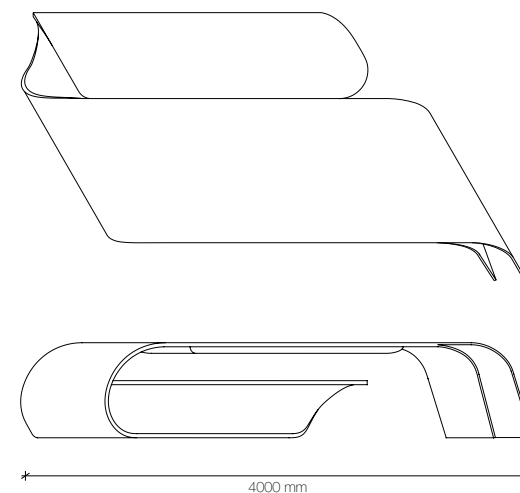
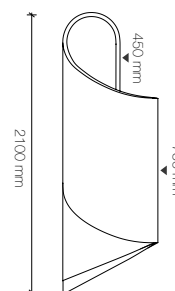
CUSTOM




## Nami Series / Mizu 水



<b>Designer:</b>	Eberhard Mitterrutzner
<b>Dimensions:</b>	4,0 x 2,1 x h. 0,75 m   (13.1"x 6.8"x h 2.5" feet)
<b>Weight:</b>	ca. 450 kg
<b>Production Time:</b>	800 hours
<b>Surface:</b>	Canaletto Walnut
<b>Accessories:</b>	3 power outlets, 2 USB charging ports, Solid Wood Drawer




REIF  
ER  
—  
CUSTOM




REIF  
ER

—  
CUSTOM





REIF  
ER  
—  
CUSTOM



REIF  
ER  
—  
CUSTOM





REIF  
ER  
—  
CUSTOM



REIF  
ER  
—  
CUSTOM



REIF  
ER

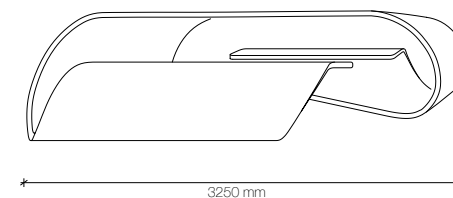

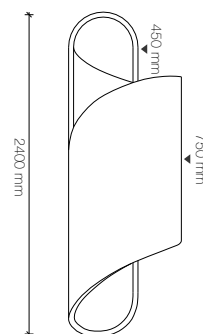
CUSTOM



## Nami Series / **Kawa** 川




**Designer:** Eberhard Mitterutzner  
**Dimensions:** 3,25 x 2,4 x h. 0,75 m l  
(10.7"x 7.9"x h 2.5" feet)  
**Weight:** ca. 450 kg  
**Production Time:** 800 hours  
**Surface:** Canaletto Walnut





REIF  
ER  
—  
CUSTOM



REIF  
ER  
—  
CUSTOM



REIF  
ER  
—  
CUSTOM





REIF  
ER  
—  
CUSTOM



REIF  
ER

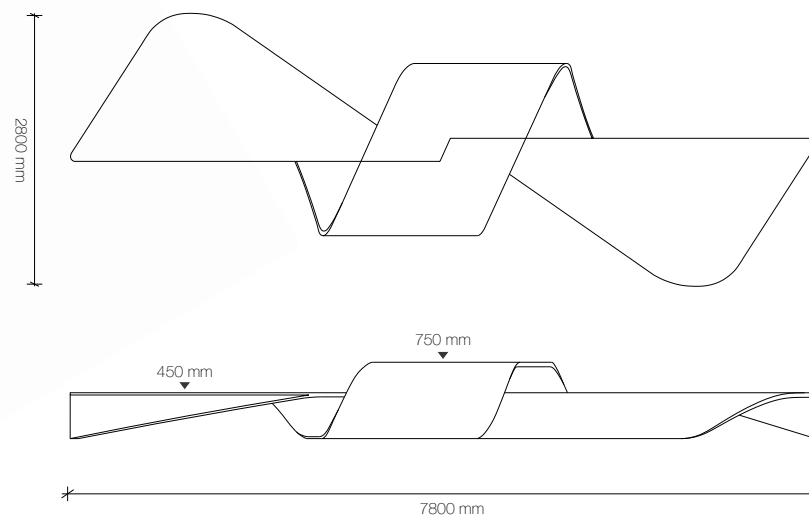
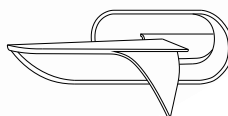
CUSTOM



## Nami Series / **Umi** うみ



**Designer:** Eberhard Mitterutzner  
**Dimensions:** 7,8 x 2,8 x h. 0,75 m (25.6"x 9.2"x h 2.5" feet)  
**Weight:** ca. 750 kg  
**Production Time:** 800 hours  
**Surface:** Canaletto Walnut



REIF  
ER

—  
CUSTOM





REIF  
ER


CUSTOM



REIF  
ER  
—  
CUSTOM









REIF  
ER

CUSTOM

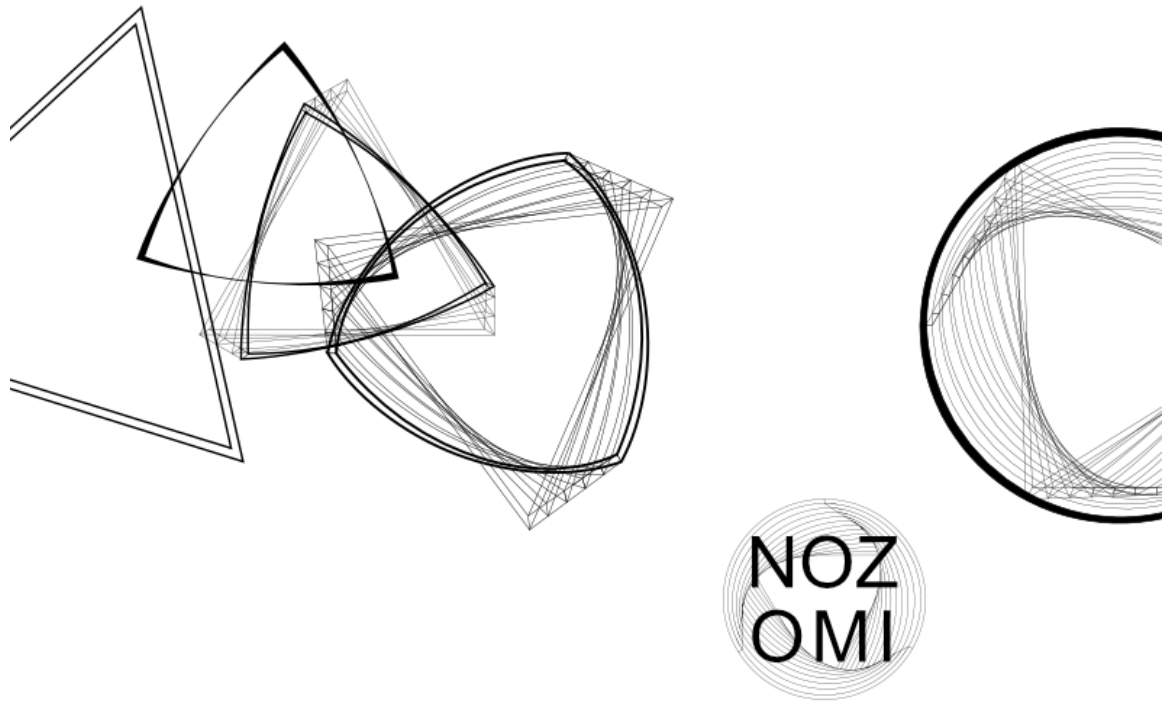


## Double Curve Series

The result of our burning desire to make **wood light, strong and flexible**, is a piece of furniture made out of double curved ash shells.

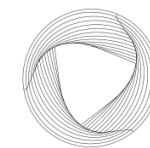
Our artisan process allows a **double bend** of the wood by gluing together horizontal veneer slices in several steps and using a specific geometric correction method.

A great writer once wrote that only the impossible is worth doing. We think that only the impossible is necessary.



REIF  
ER

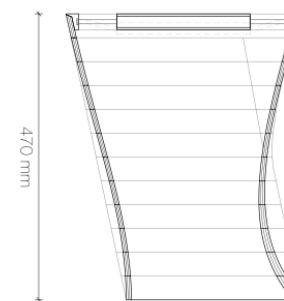
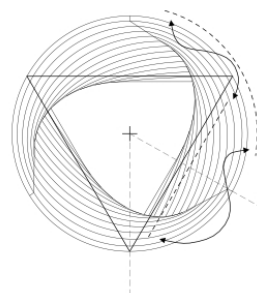
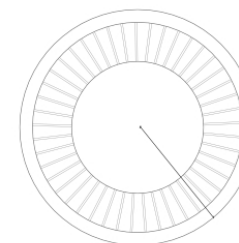
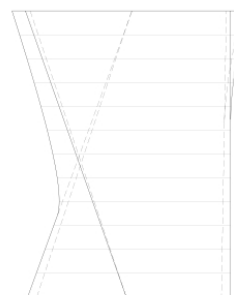
CUSTOM



## Double Curve Series / **Nozomi**



**Designer:** zerododici architecture, Milan  
**Dimensions:** 37,5 x h 45 cm (ca. 14,8" x 17,7" inches)  
**Weight:** ca. 2,5 kg  
**Production Time:** 800 hours  
**Surface:** Ash Wood  
**Finishing:** Alcantara top, available in different colors



REIF  
ER  
—  
CUSTOM



Nozomi



REIF  
ER  
—  
CUSTOM

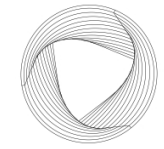


Nozomi

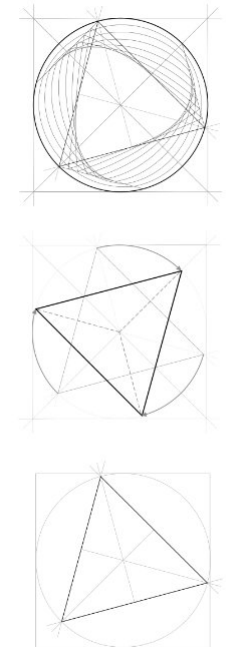




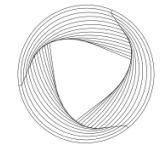
REIF  
ER  
—  
CUSTOM



Nozomi



REIF  
ER  
—  
CUSTOM



Nozomi





**REIF  
ER**

**-  
CUSTOM**

Tischlerei. Falegnameria. Custom Furniture.

## **- Company**

### **F.LLI REIFER CUSTOM Kg/sas**

Via Alfred Ammon, 29  
39042 Bressanone | ITALY

+39 (0)472 830069  
info@frcustom.eu  
www.frcustom.eu

.in @frcustom.eu  
.fb Fratelli Reifer Custom